


GANDHIGRAM RURAL INSTITUTE - DEEMED UNIVERSITY

(Re-accredited by NAAC with "A" Grade)

GANDHIGRAM-624 302, DINDIGUL DISTRICT, TAMIL NADU



INTERNAL QUALITY ASSURANCE CELL

ANNUAL QUALITY ASSURANCE REPORT

2011-12

Part – A

I. Details of the Institution

1.1	Name of the Institution	The Gandhigram Rural Institute – Deemed University
1.2	Address Line 1	Gandhigram
	Address Line 2	
	City/Town	Dindigul
	State	Tamil Nadu
	Pin Code	624 302
	Institution e-mail address	gridu@ruraluniv.ac.in
	Contact Nos.	0451-2452305 /(0)9442105116
	Name of the Head of the Institution:	Dr.SM. Ramasamy
	Tel. No. with STD Code:	0451-2452305
	Mobile:	9442105116

Name of the IQAC Co-ordinator:

Dr.M.G.Sethuraman

Mobile:

9443021565

IQAC e-mail address:

iqac@ruraluniv.ac.in

1.3 NAAC Track ID

1.4 NAAC Executive Committee No. & Date:

EC/53/RAR/51dated 9-4-2010

1.5 Website address:

www.ruraluniv.ac.in

Web-link of the AQAR:

<http://www.ruraluniv.ac.in/academics?content=iqacaqar>

1.6 Accreditation Details

Sl. No.	Cycle	Grade	CGPA	Year of Accreditation	Validity Period
1	1 st Cycle	Five star level	75 and above	2002	2002-2007
2	2 nd Cycle	A	3.09	2010	2010-2015

1.7 Date of Establishment of IQAC : DD/MM/YYYY

15/12/2003

1.8 AQAR for the year (*for example 2010-11*)

2011 - 12

1.9 Details of the previous year's AQAR submitted to NAAC after the latest Assessment and Accreditation by NAAC (for example AQAR 2010-11 submitted to NAAC on 12-10-2011)

- i. AQAR 2010-11 submitted on 27/11/2015
- ii. AQAR 2011-12 submitted on 27/11/2015

1.10 Institutional Status

University State Central med Private

Affiliated College Yes No

Constituent College Yes No

Autonomous college of UGC Yes No

Regulatory Agency approved Institution Yes No

(eg. AICTE, BCI, MCI, PCI, NCI)

Type of Institution Co-education Men Women
Urban Rural Tribal

Financial Status Grant-in-aid UGC 2(f) UGC 12B
Grant-in-aid + Self Financing Totally Self-financing

1.11 Type of Faculty/Programme

Arts Science Commerce Law PEI (PhysEdu)

TEI (Edu) Engineering Health Science Management

Others (Specify)

Faculty of Agriculture

1.12 Name of the Affiliating University (*for the Colleges*)

1.13 Special status conferred by Central/ State Government-- UGC/CSIR/DST/DBT/ICMR etc.

Autonomy by State/Central Govt. / University

University with Potential for Excellence UGC-CPE

DST Star Scheme

UGC-Special Assistance Programme DST-FIST

UGC-Innovative PG programmes (specify)

UGC-COP Programmes

Nodal agency for Grassroots Governance by the Ministry of Panchayati Raj and Rural Development

2. IQAC Composition and Activities

2.1 No. of Teachers

2.2 No. of Administrative/Technical staff

2.3 No. of students

2.4 No. of Management representatives

2.5 No. of Alumni

2.6 No. of any other stakeholder and community representatives

2.7 No. of Employers/ Industrialists

2.8 No. of other External Experts

2.9 Total No. of members

2.10 No. of IQAC meetings held

2.11 No. of meetings with various stakeholders: No. Faculty

Non-Teaching Staff Students Alumni Others

2.12 Has IQAC received any funding from UGC during the year? Yes No

2.13 Seminars and Conferences (only quality related)

(i) No. of Seminars/Conferences/ Workshops/Symposia organized by the IQAC

Total Nos. International National State In stitution Level

(ii) Themes

Orientation Programme
Sensitization Programme

2.14 Significant Activities and contributions made by IQAC

1. Induction cum Orientation Programme for the newly recruited Teaching staff
2. Modular Courses being mooted.
3. Analysis of feedback on Courses, Teachers and overall rating of programme.
4. Analysis of feedback on the programmes
5. Consolidation and Assessment of Teaching staff workload.
6. Documentation and Scrutiny of Teachers' Self-Assessment Report.
7. Student Profile Analysis.
8. Development of Academic Performance Indicators.
9. "Software for Students' feedback analysis was developed
10. Documentation of weekly prayer report of Departments/Faculty
11. IQAC Newsletter was published
12. Annual Report for 2010-11 was prepared

2.15 Plan of Action by IQAC/Outcome

(Annexure-I)

The plan of action chalked out by the IQAC in the beginning of the year towards quality enhancement and the outcome achieved by the end of the year *

Plan of Action	Achievements
<ul style="list-style-type: none"> • Promotion of Knowledge. • Facilitate “beyond the curriculum learning”. • Enhance knowledge dissemination. • Promote Research and Development activities. • Sensitize and promote Intellectual Property & Patenting. • Document the Research Proceedings. 	<p>39 Seminars/Workshops/Symposia have been organized by the departments</p>

* Attach the Academic Calendar of the year as Annexure.

2.15 Whether the AQAR was placed in statutory body

Yes No

Management State Any other

Provide the details of the action taken

The Annual report was placed in the 45th Meeting of the GRI Society held on 10/06/2013 and was approved.

Part – B

Criterion – I

I. Curricular Aspects

1.1 Details about Academic Programmes

Level of the Programme	Number of existing Programmes	Number of programmes added during the year	Number of self-financing programmes	Number of value added / Career Oriented programmes
PhD	24	-	-	-
PG	19	-	04	-
UG	09	-	-	-
PG Diploma	02	-	-	-
Advanced Diploma	-	-	-	-
Diploma	02	-	-	-
Certificate	05	-	-	07
Others	M.Phil.	09	-	02
	Post Diploma	01		
Total	71	-	06	07

Interdisciplinary	-	-	-	-
Innovative	-	-	-	-

1.2 (i) Flexibility of the Curriculum: CBCSC Elective on Open option

(ii) Pattern of programmes:

Pattern	Number of programmes
Semester	48
Trimester	Nil
Annual	Nil

1.3 Feedback from stakeholders* Alumni Parents Employers
(On all aspects)

Mode of feedback : Online Manual Co-operate schools (for PEI)

(Annexure-II)

**Please provide an analysis of the feedback in the Annexure*

1.4 Whether there is any revision/update of regulation or syllabi, if yes, mention their salient aspects.

Yes, B.Sc. Home Science programme was reintroduced.
PBAS system for CAS implemented

1.5 Any new Department/Centre introduced during the year. If yes, give details.

The establishment of

- Centre for Applied Geology and
- Centre for Nano Science and Technology.

Criterion – II

2. Teaching, Learning and Evaluation

2.1 Total No. of permanent faculty

Total	Asst. Professors	Associate Professors	Professors	Others
160	110	27	17	6

2.2 No. of permanent faculty with Ph.D.

120

2.3 No. of Faculty Positions Recruited (R) and Vacant (V) during the year

Asst. Professors		Associate Professors		Professors		Others		Total	
R	V	R	V	R	V	R	V	R	V
3	1	4	3	-	2	-	-	7	6

2.4 No. of Guest and Visiting faculty and Temporary faculty

-

-

97

2.5 Faculty participation in conferences and symposia:

No. of Faculty	International level	National level	State level
Attended	7	-	-
Presented papers	63	85	35
Resource Persons	18	31	22

2.6 Innovative processes adopted by the institution in Teaching and Learning:

- Experimental learning
- ICT based teaching and learning through e-resources, e-content materials
- Assistive technology teaching and learning
- Lab to Land & Land to Lab approach
- Experiential Learning
- Practice-Based
- Blended Learning

2.7 Total No. of actual teaching days during this academic year 180

2.8 Examination/ Evaluation Reforms initiated by the Institution (for example: Open Book Examination, Bar Coding, Double Valuation, Photocopy, Online Multiple Choice Questions)

Nil

2.9 No. of faculty members involved in curriculum restructuring/revision/syllabus development as member of Board of Study/Faculty/Curriculum Development workshop

All	All	All
-----	-----	-----

2.10 Average percentage of attendance of students 93%

2.11 Course/Programme wise distribution of pass percentage:

Title of the Programme	Total no. of students appeared	Division			
		I %	II %	III %	Pass %
M.Phil. Tamil	17	71%	-	-	71%
M.Phil. English Communicative Studies	11	64%	-	-	64%
M.Phil. Chemistry	11	91%	-	-	91%
M.Phil. Research and Development	18	50%	-	-	50%
M.Phil. Economics	10	90%	10%	-	100%

M.Phil. Energy	3	33%	-	-	33%
M.Phil. Micro Level Planning	4	50%	-	-	50%
M.Phil. Development Sociology	5	100%	-	-	100%
M.A. Tamil & Indian Literature	28	86%	-	-	86%
M.A. Hindi	4	75%	-	-	75%
M.A. English and Communicative Studies	14	71%	-	-	71%
M.A. Sociology	5	80%	-	-	80%
M.A. Rural Development	4	100%	-	-	100%
M.A. (5 Yr. Integrated) Development Administration	21	90%	-	-	90%
M.A. Human Resource & Conflict Management	7	43%	-	-	43%
M.Sc. Mathematics	26	50%	-	-	50%
M.Sc. Physics	28	39%	-	-	39%
M.Sc. Chemistry	29	69%	-	-	69%
M.Sc. Food Science and Nutrition	25	60%	-	-	60%
M.Sc. Botany	11	91%	-	-	91%
M.Sc. Zoology	16	100%	-	-	100%
M.Sc. Micro Biology	20	85%	-	-	85%
M.Sc. Dairy Science	22	100%	-	-	100%
M.Sc. Geoinformatics	39	74%	-	-	74%
M.Sc. Information Technology	39	69%	-	-	69%
M.C.A.	51	84%	-	-	84%
M.B.A. Rural Project Management	12	67%	-	-	67%
M.B.A. Small Business Management	15	73%	7%	-	80%
M.B.A. Cooperative Management	14	79%	-	-	79%
M.B.A. Rural Industries and Management	13	46%	-	-	46%

M.Ed.	33	100%	-	-	100%
P.G. Diploma in Sanitary Inspector	42	62%	14%	-	76%
P.G. Diploma in Spatial Technologies	18	83%	-	-	83%
B.A. Gandhian Social Work	19	58%	5%	-	63%
B.Com Cooperation	34	53%	24%	-	77%
B.Ed. Integrated	49	100%	-	-	100%
B.B.A. Rural Industries and Management	42	88%	7%	-	95%
B.Sc. Mathematics	40	68%	3%	-	71%
B.Sc. Physics	35	91%	-	-	91%
B.Sc. Chemistry	31	71%	13%	-	74%
B.Sc. Food Science and Nutrition.	20	60%	15%	-	75%
B.Tech. Civil Engineering (HD)	27	81%	-	-	81%
Diploma in Agriculture	166	16%	-	-	16%
Post Diploma in Commercial Horticulture	9	67%	-	-	67%

2.12 How does IQAC Contribute/Monitor/Evaluate the Teaching & Learning processes:

- The IQAC Coordinates the following activities with the objective of Quality Promotion and Sustenance
 - ✓ Timetable and Workload assessment of teachers carried out to monitor the teaching /learning processes.
 - ✓ Feedback is obtained from Students through a structured questionnaire on Teachers and Courses and overall rating of the programme is also done
 - ✓ Feedback analysis is sent to the departments incorporating the suggestions in the BoS for revision/updation of syllabi.
 - ✓ Reports of Departmental Committee meetings are analyzed to monitor the Teaching & Learning process.
 - ✓ The IQAC coordinates the overall process.

2.13 Initiatives undertaken towards faculty development

<i>Faculty / Staff Development Programmes</i>	<i>Number of faculty benefitted</i>
Refresher Courses	2
UGC – Faculty Improvement Programme	-
HRD programmes	-
Orientation programmes	17
Faculty exchange programme	-
Staff Training conducted by the University	5
Staff Training conducted by Other Institutions	-
Summer / Winter Schools, Workshops, etc.	102
Others	42

2.14 Details of Administrative and Technical staff

Category	Number of Permanent Employees	Number of Vacant Positions	Number of permanent positions filled during the Year	Number of positions filled temporarily
Administrative Staff	132	14	19	35
Technical Staff	76	21	11	6

Criterion – III

3. Research, Consultancy and Extension

3.1 Initiatives of the IQAC in Sensitizing/Promoting Research Climate in the institution

- Proforma of the various funding agencies were collected and given to the staff
- List of indexed journals in Social Sciences with ISSN No. were circulated to various departments.
- Scopus indexed publications are compiled
- IQAC, GRI organized a Induction cum Orientation Programme for Teaching staff on July 15-16 2011, GRI.
- A Sanitation Programme on Project funding was organized.

3.2 Details regarding major projects

	Completed	Ongoing	Sanctioned	Submitted
Number	11	43	10	10
Outlay in Rs. Lakhs	112.64 lakhs	662.577lakhs	113.33 lakhs	113.33 lakhs

3.3 Details regarding minor projects

	Completed	Ongoing	Sanctioned	Submitted
Number	3	4	-	-
Outlay in Rs. Lakhs	2.60 lakhs	3.31 lakhs	-	-

3.4 Details on research publications

	International	National	Others
Peer Review Journals	297	78	2
Non-Peer Review Journals	7	22	2
e-Journals	-	-	-
Conference proceedings	19	3	-

3.5 Details on Impact factor of publications:

Range	0-5	Average	0.6	h-index	19	Nos. in SCOPUS	166
-------	-----	---------	-----	---------	----	----------------	-----

3.6 Research funds sanctioned and received from various funding agencies, industry and other organisations

Sl. No.	Nature of the Project	Name of the Project Holder & Department	Duration Year	Name of the funding Agency	Total grant sanctioned	Funds Received during the year under report
Major Research projects						
1.	Critical Mass to Critical Action: A Study of the Process of Empowerment	Dr.G.Palanithurai Dept. Of PS & DA	01.03.2010 to 28.02.2012	ICSSR, New Delhi	3,45,075.00	---
2.	UGC SAP(DRS)	Dr.G.Palanithurai Dept. Of PS & DA	01.04.2009 to 31.03.2014	UGC, New Delhi	27,00,000.00	---
3.	Process and Status of Empowerment of Women in Village Panchayat of Tamilnadu & Kerala	Dr.V.Ragupathy Dept. Of PS & DA	01.05.2009 to 31.08.2011	UGC, New Delhi	5,95,400.00	---
4.	Social Structure and Issues in Empowerment of Dalits in Tamilnadu	Dr.S.Gurusamy Dept. Of Sociology	01.02.2011 to 31.01.2013	UGC, New Delhi	5,76,200 .00	---
5.	Tribal Womens in Forest based industries in Western Ghats of TN	Dr.M.Soundarapandian Dept. of RIM	01.02.2011 to 31.01.2013	UGC, New Delhi	4,83,200.00	---
6.	Impact of Global Economic and Financial Crisis on Micro Small and Medium Enterprises in TN	Dr.M.Soundarapandian Dept. of RIM	02.03.2011 to 01.03.2013	ICSSR, New Delhi	5,19,225 .00	59,591.00
7.	A Study on Strategies of Innovative Teaching Methods in Management Studies	Dr.M.Soundarapandian Dept. of RIM	26.05.2011 to 25.05.2013	AICTE, New Delhi	2,00,000 .00	---
8.	KSBCDC Evaluation and Impact Assessment of Various Finance Schemes	Dr.R.Seerangarajan Dept. of RIM	01.06.2011 to 31.08.2011	KSBCDC, Kerala	5,64,680 .00	---

9.	MGNREGS on Sustainable Livelihood and Ecological Security	Dr.L.Radhakrishnan Dept. of RIM	01.04.2012 to 31.03.2014	ICSSR, New Delhi	7,28,850.00	---
10.	Special Assistance Programme (DRS-I)	Dr.P.Balasubramanian Dept. of Mathematics	01.04.2009 to 31.03.2014	UGC, New Delhi	36,00,000.00	---
11.	FIST	Dr.P.Balasubramanian Dept. of Mathematics	2007 to 2012	DST, New Delhi	15,00,000.00	---
12.	Studies on Modeling for Stochastic differential equations and their optimal control using Neural Networks, Genetic Programming and Simulink approaches	Dr.P.Balasubramanian Dept. of Mathematics	05.09.2008 to 04.09.2011	DST, New Delhi	16,12,500.00	---
13.	Preparation characterization and optimization of super acid fillers based PVDF-HFP/PVC blend polymer nanocomposite electrolytes by phase inversion technique for lithium ion batteries	Dr.P.Vickraman Dept. of Physics	01.02.2011 to 31.01.2014	UGC, New Delhi	10,56,800.00	---
14.	Preparation, characterization and optimization of PVDF-HFP based nano composite electrolyte for lithium-ion batteries by phase inversion technique	Dr.P. Vickraman Dept. of Physics	24.11.11 to 23.11.14	DST, New Delhi	25,10,000 .00	---
15.	Synthesis and Characterisation of Polymeric Resins and Nano Composites for its Removal of Heavy Metal Ions from Water and Development of Viable Technology	Dr.S.Meenakshi Dept. of Chemistry	23.10.2008 to 22.10.2011	DRDO, New Delhi	14,79,600 .00	---
16.	Feasibility Studies of a Few Developed and Experimental Defluoridation Technologies in selected fluorotic villages of Dindigul District in TN	Dr.S.Meenakshi Dept. of Chemistry	22.06.2009 to 21.06.2012	DST, New Delhi	27,51,500 .00	---
17.	Development of eco-friendly and cost effective by biosorption and photodegradation methods for the reversal of textile effluents	Dr.S.Meenakshi Dept. of Chemistry	01.02.2010 to 31.01.2013	UGC, New Delhi	6,66,800 .00	---
18.	Studies on the Molecular Complexes of drugs with biologically significant acceptors: A Tool to unravel the mechanisms of drug-receptor interactions	Dr.K.P.Elango Dept. of Chemistry	01.04.2008 to 31.08.2011	CSIR, New Delhi	14,85,410.00	1,27,909.00
19.	Rationalisation of drug-receptor interaction mechanism through physico-chemical study of its charge-transfer complexes	Dr.K.P.Elango Dept. of Chemistry	01.07.2011 to 30.03.2014	UGC, New Delhi	4,67,800 .00	---
20.	Development of Green Inhibitors for Acid Corrosion of Mild Steel from Phytoconstituents of Apocyanaceae and Cactaceae	Dr.M.G.Sethuraman Dept. of Chemistry	01.02.2009 to 31.01.2012	UGC, New Delhi	5,92,800 .00	1,94,800.00
21.	Development of Sol-Gel Derived Organosilicate Hybrid Coatings	Dr.M.G.Sethuraman Dept. of Chemistry	2011-12 to 2013-14	DAE, Mumbai	23,68,500.00	---

	Preloaded with Organic Corrosion Inhibitors for Metallic Substrate					
22.	UGC SAP – DRS	Dr.N.S.Nagarajan Dept. of Chemistry	2009 to 2015	UGC, New Delhi	36,25,000.00	---
23.	Invitro calcium bioavailability studies for preventing fluoride toxicity	Dr.P.Anitha Pius Dept. of Chemistry	01.2.2011 to 31.01.2014	UGC, New Delhi	8,53,800.00	---
24.	Optochemical Sensing of Toxic using Thin Films of PorphyrinPhtholcoyanine Derivatives on Solid Substrates	Dr.S.Abraham John Dept. of Chemistry	25.08.2009 to 24.08.2012	DRDO, New Delhi	14,91,000.00	1,60,000.00
25.	Synthesis of functionalised gold nanoparticles and their Phtholcoyanine self-assembly on electrode substrates for sensing of biomolecules	Dr.S.Abraham John Dept. of Chemistry	26.08.2009 to 25.08.2012	DST, New Delhi	35,52,000.00	3,00,000.00
26.	Prevention and control of anaemia amount adolescent girls(12-15 years) through food supplementation and education intervention	Dr.K.P.Vasanth Devi Dept. of Home Science	01.05.2009 to 30.04.2011	UGC, New Delhi	78,12,000.00	---
27.	Development a model for educational empowerment of women (35-55 years) through literacy facilitators-a Rural Experiment	Dr.K.S.Pushpa Dept. of Home Science	01.05.2009 to 31.10.2012	UGC, New Delhi	9,41,200 .00	4,14,400.00
28.	CO2 sequestration from fule gas and its mitigation by microalgal growth	Dr.A.DavidRavindran Dept. of Biology	01.02.2011 to 31.01.2013	UGC, New Delhi	2,00,000 .00	---
29.	Transfer of technology and research on the production of enriched vermicompost for prepartion of plant growth medium	Dr.Thilagavathy Daniel Dept. of Biology	01.02.2011 to 31.01.2013	UGC, New Delhi	10,20,300.00	---
30.	Biodegradation of dye effluent using strains of bacteria and fungi isolated from spent mushroom substrate(SMS)and effluent discharged sites	Dr.R.Kumuthakalavalli Dept. of Biology	01.02.2011 to 31.01.2014	UGC, New Delhi	6,89,800.00	---
31.	Eco-friendly utilization of electroplating industrial effluent residue for growing certain crop plants	Dr.M.R.Rajan Dept. of Biology	01.07.2011 to 30.06.2014	UGC, New Delhi	6,67,800.00	3,93,800.00
32.	Development of an Automic Tool for Brain tumor detection from magnetic resonance imaging(MRI) head scans	T.Kalaiselvi, Dept. of CS & A	23.10.2008 to 22.10.2011	DST, New Delhi	10,45,856.00	---
33.	Development of adaptive noisefilters for restoration of digitalimages corrupted by impulse and gaussian noise	Dr.P.Shanmugavadivu Dept. of CS & A	01.02.2010 to 30.06.2013	UGC, New Delhi	6,23,300.00	---
34.	Automatic sull stripping and 3-d rendering or brain from ti magnetic resonance images(MRI)	Dr.K.Somasundaram Dept. of CS & A	01.02.2010 to 31.01.2013	UGC, New Delhi	7,80,800.00	---

35.	Awarness Programme on Renewable Energy Conservation	Director, REC	Yearly Basis	Petroleum Conservation Research Association, New Delhi		---	
36.	PARCRITI	Dr.N.D.Mani Dept. of RD	01.04.2011 to 31.03.2013	Centre for Space, Ahemadabad	4,19,000.00	---	
37.	LINGA SLIDE (Rainfall induced landslide forewarning system for Linga slide, Nilgiris, South India)	Dr.M. Muthukumar Dept. of RD	24.12.2011 to 23.12.2013	DST, New Delhi	24,64,600.00	13,00,000.00	
38.	ICT initiatives for Rural Women Empowerment in India	Dr.M.HilariaSoundari Dept. of Applied Research	11.2.2012 to 10.2.2014	UGC, New Delhi	2,00,000.00	---	
39.	Childrens Rights Project	The Head, Dept. Lifelong Learning & Extension	Jan-05 to till date	AS MAE India France	6,37,062.00	---	
40.	GandhigramCreche Project (II NGC)	Dr.L.Raja, Dept. Lifelong Learning & Extension	18.04.2005 to till date	AZIONE PER. Italia	61,00,887.00	---	
41.	Inclusive Governance for Rural Development: A Study on Village Panchayats in Andhra Pradesh and TamilNadu	Dr.R.Venkata Ravi Dept. Lifelong Learning & Extension	01.06.2011 to 31.05.2012	ICSSR, New Delhi	4,86,975.00	---	
42.	A Sociological study on the cultural practices of Farming Communities of Different Ecological Conditions	Dr.K.Velumani Centre for Women's Studies	01.02.2009 to 31.07.2011	UGC., New Delhi	4,53,700.00	---	
43.	KrishiVigyan Kendra	Dr.S.K.Gopal Programme oordinator, KVK	Continuous Project	ICAR, BANGALORE	50,57,000.00	---	
	Minor Projects						
1.	Tracking Finacial Resources for Panchayati Raj Institutions in TN, Andrapradash& Orissa	Dr.G.Palanithurai Dept. of PS & DA	22.06.2007 to 21.05.2011	Ministry of PanchayatiRaj , New Delhi	1,40,140.00	---	
2.	FLD on Oilseeds	Dr.S.K.Gopal Programme coordinator, KVK	Continuous Project	ICAR, BANGALORE	44,543.00	---	
3.	FLD on Pulses	Dr.S.K.Gopal Programme coordinator, KVK	Continuous Project	ICAR, BANGALORE	26,068.00	---	
4.	FLD on Cotton	Dr.S.K.Gopal Programme coordinator, KVK	Continuous Project	ICAR, BANGALORE	1,20,000.00	---	
	Industry sponsored	-	-	-	-	-	
	Projects sponsored by the University/ College	-	-	-	-	-	
	Students research projects (other than compulsory by the University)	-	-	-	-	-	
	Any other(Specify)	-	-	-	-	-	
					Total	6,62,57,171	29,50,500

3.7 No. of books published i) With ISBN No. Chapters in Edited Books
 ii) Without ISBN No.

3.8 No. of University Departments receiving funds from

UGC-SAP CAS DST-FIST
 DPE DBT Scheme/funds

3.9 For colleges Autonomy CPE DBT Star Scheme
 INSPIRE CE Any Other (specify)

3.10 Revenue generated through consultancy

3.11 No. of conferences organized by the Institution

Level	International	National	State	University	College
Number	5	16	18	16	-
Sponsoring agencies	UGC, DST, DBT and Gandhigram Rural Institute, Gandhigram	UGC, ICSSR, CSIR, DST, BRNS, NCUI, New Delhi; TNTDC, NABARD, Chennai and UNICEF	UGC, NHRC, New Delhi; CSSS, Centre for Study of Society and Secularism, Mumbai; Central Institute of Classical Tamil; PCRA and GRI, Gandhigram	UGC; GRI, Gandhigram and Regional office, Khadi and Village Industries Commission, Madurai.	-

3.12 No. of faculty served as experts, chairpersons or resource persons

3.13 No. of collaborations International National Any other

3.14 No. of linkages created during this year

3.15 Total budget for research for current year in lakhs :

From Funding agency Management of University/College

Total

3.16 No. of patents received this year : Nil

3.17 No. of research awards/ recognitions received by faculty and research fellows
Of the institute in the year

Total	International	National	State	University	Dist	College
8	3	4	1	-	-	-

3.18 No. of faculty from the Institution who are Ph. D. Guides

and students registered under them

3.19 No. of Ph.D. awarded by faculty from the Institution

3.20 No. of Research scholars receiving the Fellowships (Newly enrolled + existing ones)

JRF SRF Project Fellows Any other

3.21 No. of students Participated in NSS events:

University level State level
National level International level

3.22 No. of students participated in NCC events: **Not Applicable**

University level State level
National level International level

3.23 No. of Awards won in NSS:

University level State level
National level International level

3.24 No. of Awards won in NCC: **Not Applicable**

	University level	<input type="text" value="Nil"/>	State level	<input type="text" value="Nil"/>
National level	International level	<input type="text" value="Nil"/>		<input type="text" value="Nil"/>

3.25 No. of Extension activities organized

University forum	<input type="text" value="-"/>	College forum	<input type="text" value="-"/>		
NCC	<input type="text" value="-"/>	NSS	<input type="text" value="78"/>	Any other	<input type="text" value="149"/>

3.26 Major Activities during the year in the sphere of extension activities and Institutional Social Responsibility

- Village Placement Programme in 22 Villages during August – September 2011
- Skill Training by Department of Lifelong Learning and Extension throughout the year.
- Legal, Gender and Health awareness Programmes were organized
- NIOS accredited Centre at GRI enrolled more number of student on secondary and senior secondary who discontinued their studies.
- Because of the continues extension activities there has been a quantitative improvement in children's health, behavior and education.
- Children's Mela organized every year provides them a chance to express their talents by participating in many activities.
- Institute runs Balwadi Centres in its service village.
- Balwadi Centre acts as a communication centre for the villagers to get current information.
- Women's Self Help Groups use the Balwadi Centre for their activities.
- Children of the Balwadi Centre are learning by doing physical exercises and mental exercises for the formation of good childhood behavior.
- Participation in Gram Sabha Meetings have helped in making plans for the development of villages.
- All the club members feel more socially responsible and have understood the importance of moral values.
- Club members get additional knowledge and awareness. They have understood about social problems and helped to eradicate the problems constantly.
- Awareness Programmes
- Peace rallies
- Health Camp
- Vetnary Camp
- Skill Development Workshop
- Street plays

Criterion – IV

4. Infrastructure and Learning Resources

4.1 Details of increase in infrastructure facilities:

Facilities	Existing	Newly created	Source of Fund
Campus area	207 acre	-	UGC
Class rooms	85	1	
Laboratories	31	1	
Seminar Halls	23	1	
No. of important equipments purchased (\geq 1-0 lakh) during the current year.	79	13	
Value of the equipment purchased during the year (Rs. in Lakhs)		104.16	
Others		716.51	

4.2 Computerization of administration and library

- Advertisements of the Institute are posted on the University Website
- Computer-aided admission system
- Automated finance and administrative system
- Circulars sent through intranet
- Examination section computerized

4.3 Library services:

	Existing		Newly added		Total	
	No.	Value	No.	Value	No.	Value
Text Books	47,015	79,57,718	1,605	6,48,926	48,620	86,06,644
Reference Books	12,019	24,04,644	1,284	5,19,140	13,303	29,23,784
e-Books	-	-	-	-	-	-
Journals	1,343	8,31,159	240	1,91,449	1,583	10,22,608
e-Journals	11,456	80,00,000	5,728	40,00,000	17,184	1,20,00,000
Digital Database	23	42,000	-	-	23	42,000
DELNET*	-	34,000	-	11,500	-	45,500
Indiastat.com*	-	1,76,576	-	44,144	-	2,20,720
CD & Video	1,700	5,00,000	-	-	1,700	5,00,000
Others specify (General)	81,728	1,40,45,779	3,533	14,27,636	85,261	1,54,73,415
Book Total	1,40,762	2,44,08,141	6,422	25,95,702	1,47,184	2,70,03,843
Grand Total		3,39,91,876		68,42,795		4,08,34,671

* Annual Membership Fee

4.4 Technology up-gradation (overall)

	Total Computers	Computer Labs	Internet	Browsing Centres	Computer Centres	Office	Departments	Others
Existing	659	397	BSNL	70	43	68	81	1) 1 Wi-Fi High range access points added 2) 6 Wi-Fi Low range access points added
Added	26	-	RailTel	-	-	10	16	1) 8 Wi-Fi Low range access points added
Total	685	397	(RailTel and BSNL)	70	43	78	97	1) 1 Wi-Fi High range access points added 2) 14 Wi-Fi Low range access points added

4.5 Computer, Internet access, training to teachers and students and any other programme for technology upgradation (Networking, e-Governance etc.)

- Sajsham - Training on e-content development to teachers of GRI.

4.6 Amount spent on maintenance in lakhs :

i) ICT	1.68
ii) Campus Infrastructure and facilities	65.22
iii) Equipments	1.22
iv) Others	15.57
Total :	83.69

Criterion – V

5. Student Support and Progression

5.1 Contribution of IQAC in enhancing awareness about Student Support Services

- In the Fresher's Orientation the Director, IQAC sensitized the newly admitted students on the Quality Assurance and Quality Initiatives in teaching and learning
- Lectures by the Staff concerned were also arranged
- Parent teacher meeting were facilitated
- Alumni meeting
- Placement Bureau activities were triggered

5.2 Efforts made by the institution for tracking the progression

1. Through Village Placement Programme
2. Through Personal Contact
3. Through Correspondence
4. Through Alumini Association
5. Through Social media
6. Through Student Association

5.3 (a) Total Number of students

UG	PG	Ph. D.	Others
1071	959	547	382

(b) No. of students outside the state

86

(c) No. of international students

11

Men	No	%	Women	No	%
	1163	48.22%		1249	51.78%

Last Year (2010-11)						This Year (2011-12)					
General	SC	ST	OBC	Physically Challenged	Total	General	SC	ST	OBC	Physically Challenged	Total
256	584	35	1315	10	2200	236	634	41	1492	9	2412

Demand ratio

1 : 4.6

Dropout %

2%

5.4 Details of student support mechanism for coaching for competitive examinations (If any)

- Free Coaching classes were organized to the students for competitive examination. The Institute has a CentServ, funded by UGC to train students.
- UGC sponsored NET-Coaching Centre.

No. of students beneficiaries

115

5.5 No. of students qualified in these examinations

NET	17	SLET	GA	9	CAT	1	
IAS/IPS etc		State PSC		UPSC		Others	11

5.6 Details of student counselling and career guidance

- Faculty has constant interaction with the students and provides counselling and guidance regularly, especially at times of critical need.
- Gurukula system practiced by GRI enables each Faculty to closely monitor and guide a small team of students for individual attention.
- In addition, the Students counseling / Placement and Career Guidance unit, attached to Department of ACE & E serves students of High School and rural Youth.
- Through students activities clubs career guidance programmes were organized. Through Gurukula meetings the students are guided and proper counseling is made possible through one to one interaction.

No. of students benefitted

All

5.7 Details of campus placement

<i>On campus</i>			<i>Off Campus</i>
Number of Organizations Visited	Number of Students Participated	Number of Students Placed	Number of Students Placed
27	241	105	Exact details not available

5.8 Details of gender sensitization programmes

Date	Place	Number of Participants	Impacts
08/08/2011	Akkarapatti	213 students	Imparting knowledge on gender roles and gender issues in the society
09/08/2011	Kasavanampatti	75 students	
10/08/2011	Poolathoor	19 women	
10/08/2011	Poolathoor	29 students	
10/08/2011	Kasavanampatti	115 students	
10/08/2011	Karisalpatti	234 students	
11/08/2011	Kavirayapural	134 students	
11/08/2011	Ayyampalayam	120 students	
12/08/2011	Karisalpatti	100 students	
12/08/2011	Pitthalaipatti	167 students	
06/09/2011	Kasavanampatti	122 students	

06/09/2011	Karisalpatti	187 students	
07/09/2011	J.Pudukottai	163 students	
08/09/2011	Annumanthurayankottai	183 students	
08/09/2011	Kallikampatti	43 students	
08/09/2011	Silukuvarpatti	163 students	
09/09/2011	Kottaipatti	85 students	
28/09/2011	Rathinagiri	30 women	
29/09/2011	Valayapatti	30 women	
03/10/2011	Samiyarpatti	25 Adolescent girl	
24/02/2012	Dindigul	35 Police officials	
17/03/2012	Dindigul	30 Police officials	

5.9 Students Activities

5.9.1 No. of students participated in Sports, Games and other events

State/ University level National level International level

No. of students participated in cultural events

State/ University level National level International level

5.9.2 No. of medals /awards won by students in Sports, Games and other events

Sports : State/ University level National level International level

Cultural: State/ University level National level International level

5.10 Scholarships and Financial Support

	Scholarship		Fellowship	
	Number of students	Amount	Number of students	Amount
Financial support from institution	-	-	21	2,69,640.00
Financial support from government	2000	96,21,959.00	45	52,87,020.00
Financial support from other sources	-	-	-	-
Number of students who received International/ National recognitions	-	-	-	-

5.11 Student organised / initiatives

Fairs : State/ University level National level International level
Exhibition: State/ University level National level International level

5.12 No. of social initiatives undertaken by the students

5.13 Major grievances of students (if any) redressed:

1. Construction of the Dean Students' Welfare Office and Ladies Hostel office Building
2. Library facilities in the departments
3. Construction of Laboratory/Seminar Hall and Class Room in the Home Science, Economics and Sociology Departments

Criterion – VI

6. Governance, Leadership and Management

6.1 State the Vision and Mission of the institution

<p><i>Vision</i></p> <p>Promotion of a casteless and classless society through instruction, research and extension</p> <hr/> <p><i>Mission</i></p> <p>Providing knowledge support to the rural sector to usher in a self-reliant, self-sufficient and self-governed society</p>

6.2 Does the Institution has a management Information System

- MIS development is in progress

6.3 Quality improvement strategies adopted by the institution for each of the following:

6.3.1 Curriculum Development

- The feedback on courses collected from students help in the revision of syllabus
- Meeting with employers, peers and examiners provide feedback
- BoS deliberates and chalks out strategies for curriculum development

6.3.2 Teaching and Learning

The feedback is gathered from the students during Departmental Committee meetings convened once a semester. The feedback received from the students are analysed by the teachers on the spot. Appropriate corrective measures are taken at the department level in the ensuing semester. The measures which require support and help from the Institute are forwarded to the appropriate authorities for further action. The feedback received from the students largely helped in revisiting and revising the syllabus, improving facilities in classrooms/laboratories and also the library, bringing changes in the teaching and evaluation methodologies. Besides, some of the teachers have also on their own interest gone in for evaluation of their teaching by the students.

6.3.3 Examination and Evaluation

- Continuous Formative Assessment
- Semester Examination System
- CFA for All Programmes
- Single valuation for UG, Diploma and Post Diploma Programmes
- Double Valuation for PG, PG Diploma and M.Phil Programmes
- Provision for appeal

6.3.4 Research and Development

- Number of Ph.Ds Completed is 55
- No. of Projects Sanctioned is 10
- Total financial outlay is 77.82 lakhs
- Support facilities enhanced through plan funds

6.3.5 Library, ICT and physical infrastructure / instrumentation

- The on-line access and e-journals and internet browsing facility in the Digital Knowledge Centre with the improved infrastructure made available from 9.00 am to 6.00 pm.
 - The online access to the CD collection is made available to the staff, scholars and students in the library premises through Intranet Library website.
 - Question papers inline service is made available for the year 2011-2012 through open source software (Greenstone Digital Library).
 - E-Thesis online is on progress.
- The library is providing computerized circulation of books, OPAC search facility, UGC-INFLIBNET Digital Library Consortium service and UGC-INFONET e-resources access.

Sl.No.	Particulars	Quantity (Nos.)	Amount (RS.)
1.	Books purchased	5644	27,84,986
2.	Journals	248	2,15,769

6.3.6 Human Resource Management

During the year under report GRI has conducted 5 International, 16 National and 18 State level programmes benefiting hundreds of academicians, research scholars, students and other professionals. 10 new projects have been conceived and submitted to the funding agencies. 16 Teaching staff have been recruited. Periodical increments CAS, modified ACP which are due for the employees of the Institute are given. Every effort is taken to tap the Human Resource Potential of the staff and students and channelize them for constructive purposes.

6.3.7 Faculty and Staff recruitment

- 16 Teaching staff have been recruited during the year under report.

6.3.8 Industry Interaction / Collaboration

3 Linkages and 1 collaborations have been created during this year

6.3.9 Admission of Students

- Admission as per GoI norms
- Common counselling for UG admission
- Entrance Examination for Ph.D. admission
- Enhancement in the enrolment could be ensured

6.4 Welfare schemes for

Teaching	All the welfare schemes of GoI for Central Government Employees implemented in-toto
Non teaching	- do -
Students	Group Insurance Policy

6.5 Total corpus fund generated

6.6 Whether annual financial audit has been done Yes No

6.7 Whether Academic and Administrative Audit (AAA) has been done?

Audit Type	External		Internal	
	Yes/No	Agency	Yes/No	Authority
Academic	No		Yes	VC & Deans
Administrative	No		Yes	VC & Registrar

6.8 Does the University/ Autonomous College declares results within 30 days?

For UG Programmes Yes No

For PG Programmes Yes No

6.9 What efforts are made by the University/ Autonomous College for Examination Reforms?

Nil

6.10 What efforts are made by the University to promote autonomy in the affiliated/constituent colleges?

Not applicable

6.11 Activities and support from the Alumni Association

- The alumni of the Institution help the present students by offering advice for placements and projects.
- Alumni of Computer Science and Applications department is actively involved in supporting the inter-collegiate meet 'interfACE'
- Guest lectures are delivered on Current Trends in the industries by the Alumni
- In select Departments alumni are involved as special invitees in BoS meetings.

6.12 Activities and support from the Parent – Teacher Association

- Notwithstanding the lack of a registered Parent Teacher Association, the parents have interaction with teachers of the Department
- A small segment of students hail from nearby rural areas where our Faculty regularly visit for extension programmes. Parents of these wards provide the extension team with full cooperation and support in organizing village camps, conducting surveys and other activities.

6.13 Development programmes for support staff

- Orientation Programmes
- Computer Awareness Programmes
- Training Programmes

6.14 Initiatives taken by the institution to make the campus eco-friendly

- Shramdhan
- Rainwater Harvesting
- Provision of Green cover
- Check dam and trench construction
- Composting
- Energy Conservation
- Harzardous Waste Management
- E-Waste Management
- Vermicomposting

Criterion – VII

7. Innovations and Best Practices

7.1 Innovations introduced during this academic year which have created a positive impact on the functioning of the institution. Give details.

- Customization of Academic Performance Indicators.
- Submission of Self-appraisal following PBAS.

7.2 Provide the Action Taken Report (ATR) based on the plan of action decided upon at the beginning of the year

1. Student's strength was enhanced considerably
2. B.Sc. Home Science programme is reintroduced
3. The h-index of the Institute is enhanced
4. 16 National Seminars and 5 International Seminars were organized during year under report

7.3 Give two Best Practices of the institution (*please see the format in the NAAC Self-study Manuals*)

1. Departmental Committee

i) Objectives

- a) To bring a qualitative change in the academic atmosphere by bringing the teacher and the taught closer to each other
- b) To review the academic performance of the students to effect a midcourse intervention in case of students with learning difficulties.
- c) To plan for the academic and extension activities

ii) The context

Due to the paradigm shift in the educational scenario, it is imperative that the problems of the students are understood and addressed effectively. A platform in which students and teachers sitting together and reviewing the progress of the academic activities is the need of the hour.

iii) Practice

Against the above background, the concept of department committee is evolved wherein the teachers offering the various courses, and two students representatives from each class form a committee, of which a senior teacher from some other department will be the chairman. The committee is expected to meet twice in a semester with the first one being a diagnostic meeting and the second one being a therapeutic one. The committee will discuss the coverage of syllabus, performance of the students and difficulties faced by the students, besides analysing the need and wishes of the students.

iv) Evidence of success

The concept of departmental committee has brought to light the difficulties faced by the students and the facilities required by them. The teachers and students are able to understand each other, which results in the creation of classroom climate.

v) Problems encountered and resources required

The department meeting genuinely lists out the various infrastructure and support facilities needed for staff and students. But since GRI being fully funded institute, adequate financial resources could not be generated. Immediate needs of the students also could not be addressed if they involve huge financial commitment.

To conclude the department committee meeting serve as a right forum to create excellent academic ambience in the institute.

2. Village Placement Programme

Gandhigram Rural Institute (GRI), established by a team of Gandhiji's dedicated followers, has striven hard for the realization and translation of Gandhiji's dreams and blueprint for rural development into action by implementing his rural reconstruction programme. The institute derives its spirit and strength through constant interaction with the village community around and beyond. Village Placement Programme (VPP) aimed at extending the knowledge and services to the people in rural areas has been the best practice of GRI.

Objectives

The objectives of the Village Placement Programmes are:

- to provide opportunities to our students to understand the different facets of the rural community by employing participatory learning methods;
- to enable the students to relate classroom learning to field realities;
- to share development information with people; and
- to facilitate the initiation and sustenance of socially relevant programmes and projects that will benefit the rural community.

The Context

Extension is an integral component of the programmes of the GRI. The history of extension is as old as the history of GRI. GRI has incorporated the component of "rural extension" in all its programmes and activities. Extension commands a prime place in the hierarchy of programmes and activities of GRI.

Over the last 45 years, the Institute has experimented with several approaches and methods of extension work. People have always been at the centre stage of all our approaches and methods. Bottom-up participatory approach has been practised right from the inception of the Institute.

The Practice

The Village Placement Programme is mandatory for the students of various programmes offered at the Institute. The duration of the VPP is seven days per academic year. The total number of credits for the VPP is as follows:

Post Graduate Programmes	:	6 credits
Under Graduate Programmes	:	9 credits
Diploma Programmes	:	6 credits
PG Diploma Programmes	:	3 credits

The performance of students in VPP is evaluated on completion of each VPP and marks are awarded. The students are declared to have completed the academic programme only after they undergo the prescribed number of VPPs. On an average, 1000 students and 80 teachers participate in each of the VPP organized.

During the Village Placement Programme, the students

- Establish a good rapport with the people and offer manual labour to create community assets;
- Interact with different sections of the people through participatory methods to understand their problems and prospects from their perspectives;
- Interact with local level institutions and community-based organizations; and
- Discuss with the teachers their understanding of various issues with reference to what they have been taught in the classrooms.

Activities carried out in VPPs include shramdhan (voluntary labor) in the village, organizing special camps, service-oriented demonstration, conducting surveys, arranging visits, dialogue and lectures and organizing sports and cultural programmes. Shramdhan activities range from construction of parapet walls, laying of roads and playgrounds, planting of seedlings, installation of smokeless chulha, construction of soak-pits, cleaning of streets and drainage and so on. Dental camps in flourosis endemic areas, animal health camps and general medical camps are organized. Popularization of science through teaching and experiments, computer awareness, chlorination of drinking water and low-cost supplementary food are the activities taken up for demonstration, Surveys cover themes like status of women, child labour, entrepreneurship, employment and feasibility studies. Interactions between students and NGOs, panchayat leaders and government officials. Debating, trekking, meditation and prayers, street plays, cultural programmes and sports competitions are the other activities.

Impact

- The distance between students and teachers narrows down as a result of staying and learning together in villages.
- Students learn the art of managing crises.
- Students develop the spirit of service and voluntarism.
- Community's knowledge and awareness of different social, economic and political issues improves.
- The relationship between the Institution and villages around pave the way for new action – research programmes with students becoming samajshilpis (Social engineers)

The constant interactions of staff and students has resulted in

- Empowerment panchayat leaders
- Self-reliant panchayats
- Networking of women leaders
- Better interaction between state government and panchayat system
- Development of replicable models of village development plan
- Strengthening of rural livelihood opportunities
- Promotion of microenterprises
- Awareness of various social evils
- Promotion of the use of alternate and indigenous technology
- Promotion of participatory development in various people centered development initiatives.

Thus the Village Placement Programme (VPP), a compulsory component of all the courses, enables the students to imbibe values and social responsibilities and at the same time contributing towards the empowerment of the rural populace.

Problems Encountered and Resources Required

The major problem faced is the provision of facilities for students and staff to stay in the villages. This problem can be addressed by organizing VPPs in smaller groups in different spells. Human resources have to be pooled to organize these camps and financial resources in this context have to be mobilized, through partial assistance from the institute funds.

**Provide the details in annexure (annexure need to be numbered as i, ii,iii)*

7.4 Contribution to environmental awareness / protection

- 12 Awareness rallies were organized
- Save water campaign was organized in the campus
- Anti-plastic campaign was undertaken

7.5 Whether environmental audit was conducted?

Yes

No

7.6 Any other relevant information the institution wishes to add. (for example SWOT Analysis)


The department committee meeting acted as a platform for discussing the Strengths, Weakness, Opportunities and Threats

8.Plans of institution for next year


- A National Seminar on “Post-2000 Indian novel in English” has been planned for Feb.2012.
- A one-day workshop on “Academic and Thesis Writing” in December 2012.
- An endowment to be instituted and an endowment lecture out of that endowment has been planned in the Faculty of English.
- Planned to introduce career oriented Add on courses in “Garment Technology” and “Rural Marketing” in the Department of RIM.
- To organize one day workshop on physical Education in July 2012
- To conduct workshop on Teaching Learning Material preparation on August 2nd, 3rd 2012
- One day orientation programme on inclusive education in August, 2012
- To conduct one day orientation programme on ICT in September 2012
- To conduct a National Workshop on psychology practicals October 19th, 20th 2012
- To convene Alumni Association meeting on November 3rd, 2012
- To conduct workshop on SUPW for students of B.Ed Integrated on December 18th 2012
- To organize an International conference in collaboration with Mother Teresa University in February 2013
- Advanced School on Analysis and International Workshop on Mathematical Modelling & Dynamical Systems is going to be organized during 27th Feb — 3rd March 2013
- To host a National Conference on Recent Advances in Surface Science during 2012-13.
- To Start B.Sc Textiles and Fashion Design from the next academic year.
- Revamping syllabus for B.Sc Home Science and M.Sc Food Science and Nutrition Programme.
- Introducing M.Tech. in Energy Studies
- To organize a National Seminar on Animal Husbandry and The Dairy Science during the month of February 2013
- To organize one Training programme in food processing in collaboration with IICPT, Thanjavur during January 2013.

- To conduct VPP during August 2013 for *UG, PDCH & PG* Programmes at nearby villages in Athoor Block.
- To arrange field exposure visit to forest extension centre, Soil Testing Lab., Fertilizers Testing Lab, Department of Agriculture, Dindigul , Village resource centre, MSSRF Sempatti and Agricultural College and Research Institute Madurai, Horticulture College and Research Institute Periyakulam, Agricultural Research Station Vaigaidam for I Year B.Sc. Agri, and Diploma in Agriculture students during September and October 2013.
- To take II year Diploma in Agriculture students during the month of September 2013 to attend one week training Programme on Study ,Operation Selection and Maintenance of Plant Protection Equipments at Southern Region Farm Machinery Training and Testing Institute, Garladine, Ananthapur, Andhra Pradesh.
- To take I & II year M.Sc., Dairy Science Students to NDDDB, ANAND, GUJARAT, IICPT, Thanjavur and Veterinary college and research Institute, Namakal during the months of October and November 2013.
- To organize field exposure programme for students on Fruit Crops and plantation crops at IIHR, Bangalore and Processing technologies at CFTRI Mysore, in the month of February 2013.

Name: Dr.M.G.Sethuraman



 Signature of the Director, IQAC



 Signature of the Chairperson, IQAC
