


GANDHIGRAM RURAL INSTITUTE - DEEMED UNIVERSITY

(Re-accredited by NAAC with "A" Grade)

GANDHIGRAM-624 302, DINDIGUL DISTRICT, TAMIL NADU



INTERNAL QUALITY ASSURANCE CELL

ANNUAL QUALITY ASSURANCE REPORT

2014- 15

Part – A

I. Details of the Institution

1.1	Name of the Institution	The Gandhigram Rural Institute – Deemed University
1.2	Address Line 1	Gandhigram
	Address Line 2	
	City/Town	Dindigul
	State	Tamil Nadu
	Pin Code	624 302
	Institution e-mail address	gridu@ruraluniv.ac.in
	Contact Nos.	0451-2452305 /(0)9442105116
	Name of the Head of the Institution:	Dr.S.Natarajan
	Tel. No. with STD Code:	0451-2452305
	Mobile:	9442105116

Name of the IQAC Co-ordinator:

Mobile:

IQAC e-mail address:

1.3 **NAAC Track ID**(For ex. MHC0GN 18879)

1.4 **NAAC Executive Committee No. & Date:**

1.5 **Website address:**

Web-link of the AQAR:

1.6 **Accreditation Details**

Sl. No.	Cycle	Grade	CGPA	Year of Accreditation	Validity Period
1	1 st Cycle	Five star level	75 and above	2002	2002-2007
2	2 nd Cycle	A	3.09	2010	2010-2015

1.7 **Date of Establishment of IQAC : DD/MM/YYYY**

1.8 **AQAR for the year (for example 2010-11)**

1.9 Details of the previous year's AQAR submitted to NAAC after the latest Assessment and Accreditation by NAAC (*for example AQAR 2010-11 submitted to NAAC on 12-10-2011*)

- i. AQAR 2010-11 submitted on 27/11/2015
- ii. AQAR 2011- 12 submitted on 27/11/2015
- iii. AQAR 2012- 13 submitted on 27/11/2015
- iv. AQAR 2013- 14 submitted on 27/11/2015
- v. AQAR 2014- 15 submitted on 27/11/2015

1.10 Institutional Status

University State Central med Private

Affiliated College Yes No

Constituent College Yes No

Autonomous college of UGC Yes No

Regulatory Agency approved Institution Yes No

(eg. AICTE, BCI, MCI, PCI, NCI)

Type of Institution Co-education Men Women

Urban Rural Tribal

Financial Status Grant-in-aid UGC 2(f) UGC 12B

Grant-in-aid + Self Financing Totally Self-financing

1.11 Type of Faculty/Programme

Arts Science Commerce Law PEI (PhysEdu)

TEI (Edu) Engineering Health Science Management

Others (Specify)

Faculty of Agriculture

1.12 Name of the Affiliating University (*for the Colleges*)

Not applicable

1.13 Special status conferred by Central/ State Government-- UGC/CSIR/DST/DBT/ICMR etc.

Autonomy by State/Central Govt. / University

Deemed to be University

University with Potential for Excellence

UGC-CPE

DST Star Scheme

UGC-Special Assistance Programme

DST-FIST

UGC-Innovative PG programmes

Specify)

- KAUSHAL
- GIAN
- NMICT

UGC-COP Programmes

2. IQAC Composition and Activities

2.1 No. of Teachers

2.2 No. of Administrative/Technical staff

2.3 No. of students

2.4 No. of Management representatives

2.5 No. of Alumni

2.6 No. of any other stakeholder and

community representatives

2.7 No. of Employers/ Industrialists

2.8 No. of other External Experts

2.9 Total No. of members

2.10 No. of IQAC meetings held

2.11 No. of meetings with various stakeholders: No. Faculty

Non-Teaching Staff Students Alumni Others

2.12 Has IQAC received any funding from UGC during the year? Yes No

If yes, mention the amount

2.13 Seminars and Conferences (only quality related) - Nil

(i) No. of Seminars/Conferences/ Workshops/Symposia organized by the IQAC

Total Nos. Internal National State International on Level

(ii) Themes

1. Quality Sustenance
2. Benchmarks and Best practices
3. Faculty Development Programme

2.14 Significant Activities and contributions made by IQAC

1. Bridge Course in English was offered
 2. Orientation Programme for freshers was arranged
 3. SWOC analysis was carried out
 4. Internal Academic Audit was conducted
 5. Administrative Audit was conducted
 6. Faculty Development Programmes were conducted
 7. IQAC Newsletter was published
 8. Learning outcome for each course designed.
 9. Annual Report for 2013-14 was prepared
 10. Documentation and scrutiny of Teachers Self Assessment Report
 11. Analysis of feedback on Courses, Teachers and Overall rating of the Programme carried out

2.15 Plan of Action by IQAC/Outcome

The plan of action chalked out by the IQAC in the beginning of the year towards quality enhancement and the outcome achieved by the end of the year *

Plan of Action	Achievements
To apply for FIST and SAP by the departments	Two departments were successful in securing funds
To conduct an Administrative audit	Administrative audit was conducted involving external experts
No. of Seminars/Workshops organized to be increased	49 Seminars/Workshops/Symposia/Training Programmes have been organized by the departments
Revamping of CBCS	CBCS regulations were revised and new regulations developed
Village Placement Programme to be made more focussed	New Village Placement Programme guidelines framed.

* Attach the Academic Calendar of the year as Annexure.

2.15 Whether the AQAR was placed in statutory body

Yes No

Management State Any other

Provide the details of the action taken

Annual report was placed in the 50th meeting of the GRI Society held on 29/09/2015 and was approved.

Part – B

Criterion – I

I. Curricular Aspects

1.1 Details about Academic Programmes

Level of the Programme	Number of existing Programmes	Number of programmes added during the year	Number of self-financing programmes	Number of value added / Career Oriented programmes
PhD	25	-	-	-
PG	26	-	-	-
UG	11	-	-	-
PG Diploma	2	-	-	-
Advanced Diploma	-	-	-	-
Diploma	2	-	-	-
Certificate	5	-	-	7
Others (M.Phil. and Post Diploma)	11 (10+1)	1	-	-
Total	82	1	-	7

Interdisciplinary	5	-	-	-
Innovative	4	-	-	-

1.2 (i) Flexibility of the Curriculum: CBCSC Elective on Open option

(ii) Pattern of programmes:

Pattern	Number of programmes
Semester	53
Trimester	Nil
Annual	Nil

1.3 Feedback from stakeholders* Alumni Parents Employers
(On all aspects)

Mode of feedback : Online Manual Co-operate schools (for PEI)

**Please provide an analysis of the feedback in the Annexure*

1.4 Whether there is any revision/update of regulation or syllabi, if yes, mention their salient aspects.

M.Phil. in Communication for Development was introduced. Revamping of CBCS and complete syllabus revision of all programmes were undertaken. Provision for major electives, non-major electives, modular courses and skill based courses were introduced.

1.5 Any new Department/Centre introduced during the year. If yes, give details.

Community College was started.

Criterion – II

2. Teaching, Learning and Evaluation

2.1 Total No. of permanent faculty

Total	Asst. Professors	Associate Professors	Professors	Others
161	111	26	18	6

2.2 No. of permanent faculty with Ph.D.

139

2.3 No. of Faculty Positions Recruited (R) and Vacant (V) during the year

Asst. Professors		Associate Professors		Professors		Others		Total	
R	V	R	V	R	V	R	V	R	V
7	1	1	5	1	5	-	-	9	11

2.4 No. of Guest and Visiting faculty and Temporary faculty

3

-

45

2.5 Faculty participation in conferences and symposia:

No. of Faculty	International level	National level	State level
Attended Seminars/ Workshops	20	35	20
Presented papers	34	58	13
Resource Persons	32	55	34

2.6 Innovative processes adopted by the institution in Teaching and Learning:

- | |
|---|
| <ol style="list-style-type: none">1. Assistive Technology2. Brainstorming Sessions3. Smart Classes Room4. Flipped Class room |
|---|

2.7 Total No. of actual teaching days during this academic year

180

2.8 Examination/ Evaluation Reforms initiated by the Institution (for example: Open Book Examination, Bar Coding, Double Valuation, Photocopy, Online Multiple Choice Questions)

- | |
|--|
| <ul style="list-style-type: none">• Decentralization of Examinations for P.G. Programmes have been done and all PG Examinations were conducted with the Deans of the different Faculties as Chief Superintendents . Also , as a trial , the decentralization of Evaluation was attempted with the Chemistry Department in Faculty of Rural Oriented Sciences and M.B.A Programmes in Faculty of Social Sciences and Faculty of Rural Development and completed Successfully.• The Provisional Certificates were issued with color photograph of the students and Consolidated Statements of Grades were issued in tear resistant Teslin Paper with multicolor printing and 16 security features. From the Academic year 2014-2015, the Statements of Grades for each Semester are given in multicolor Teslin Paper with 16 security features.• Degrees have been awarded under Tatkal scheme |
|--|

2.9 No. of faculty members involved in curriculum restructuring/revision/syllabus development as member of Board of Study/Faculty/Curriculum Development workshop

All	All	All
-----	-----	-----

2.10 Average percentage of attendance of students

90%

2.11 Course/Programme wise distribution of pass percentage:

Title of the Programme	Total no. of students appeared	No. of Students Passed	Division				
			Distinction	I %	II %	III %	Pass %
M.Phil .Tamil	20	20	8(40%)	12(60%)			100%
M.Phil.English	14	14	-	12(85.71%)	2(14.29%)	-	100%
M.Phil .Research Development	19	19	17(89.47%)	2(10.52%)	-	-	100%
M.Phil. Development Sociology	6	6	1(16.66%)	5(83.33%)	-	-	100%
M.Phil. Physics	9	9	2(22.22%)	7(77.77%)	-	-	100%
M.Phil. Chemistry	7	7	-	7(100%)	-	-	100%
M.Phil.Micro Level Planning	6	6	6(100%)	-	-	-	100%
M.Phil.Economics	13	13	13(100%)	-	-	-	100%
M.Phil. Food Science & Nutrition	2	2	1(50%)	1(50%)	-	-	100%
M.A.(5Yr. Integrated) Development Administration	13	11	5(45.45%)	6(54.54%)	-	-	84.61%
M.A. Hindi	4	4	2(50%)	2(50%)	-	-	100%
M.A. Sociology	4	1	-	1(25%)	-	-	25%
M.A. Human Resource & Conflict Management	9	5	-	5(100%)	-	-	55.55%
M.A. Rural Development	9	2	2(100%)	-	-	-	22.22%
MBA Rural Project Management	15	9	-	9(100%)	-	-	60%
MBA Small Business Management	14	12	2(16.66%)	10(83.33%)	-	-	85.71%
MBA Cooperative Management	14	13	-	10(76.92%)	3(23.07%)	-	92.85%
MBA Rural Industries and Management	13	8	-	8(100%)	-	-	61.53%
M.A. Tamil & Indian Literature	10	8	1(12.5%)	7(87.5%)	-	-	80%
M.A. Eng. & Communicative Studies	24	14	-	10(71.43%)	4(28.57%)	-	58.33%
M.Sc. Mathematics	22	8	4(50%)	4(50%)	-	-	36.36%
M.Sc. Physics	25	9	1(11.11%)	8(88.88%)	-	-	36%
M.Sc. Chemistry	32	15	2(13.3%)	13(86.66%)	-	-	46.8%
M.Sc. Micro Biology	16	15	10(66.67%)	5(33.33%)-	--	-	93.75%
M.Sc. Zoology	18	16	6(37.5%)	10(62.5%)	-	-	88.89%
M.Sc. Botany	14	8	5(62.5%)	3(37.5%)	-	-	57.14%
M.Sc. Dairy Science	11	9	6(66.66%)	3(33.33%)	-	-	81.7%
M.Sc. Food Science & Nutrition	17	13	2(15.38%)	11(84.62%)	-	-	76.47%
M.Sc. Information Technology	43	14	3(21.4%)	11(78.57%)	-	-	32.5%
M.Sc. Geoinformatics	15	13	10(76.92%)	3(23.07%)	-	-	86.6%

M.Sc..Applied Geology	14	14	14(100%)	-	-	-	100%
Master of Computer Applications	52	44	7(15.90%)	37(84.09%)	-	-	84.61%
M.Tech.. Renewable Energy	13	13	11(84.62%)	2(15.38%)	-	-	100%
BBA Rural Industries & Management	43	19	1(5.26%)	15(78.95%)	3(15.79%)	-	44.19
B.A. Gandhian Social Work	21	13	4(30.77%)	6(46.15%)	3(23.08%)	-	62%
B.Com. Cooperation	59	37	-	25(67.57%)	12(32.43%)	-	62.71%
B.Sc. Mathematics	46	44	16(36.36%)	24(54.54%)	4(9.09%)	-	95.65%
B.Sc. Physics	40	32	4(12.5%)	28(87.5%)	-	-	80%
B.Sc. Chemistry	40	40	5(12.5%)	32(80%)	3(7.5%)	-	100%
B.Sc. Home Science	31	18	1(5.55%)	7(38.88%)	10(55.55%)	-	58.06%
B.Sc. Textiles & Fashion Design	24	12	-	9(75%)	3(25%)	-	50%
B.Ed Integrated	48	48	32(66.67%)	16(33.33%)	-	-	100%
B.Tech	33	24	7(29.16%)	17(70.83%)	-	-	72.71%
M.Ed	34	22	7(31.82%)	15(68.18%)	-	-	64.71%
PG Diploma in Sanitary Inspector	85	81	4(4.94%)	77(95.06%)	-	-	95.29%
PG Diploma in Commercial Horticulture	10	7	4(57.14%)	3(42.85%)	-	-	70%
PG Diploma in Spatial Tech	7	7	2(28.57%)	5(71.42%)	-	-	100%
Diploma in Agriculture	92	37	10(27.02%)	27(73%)	-	-	40.22%
Diploma in Textile Technology	14	8	2(25%)	6(75%)	-	-	57.14%

2.12 How does IQAC Contribute/Monitor/Evaluate the Teaching & Learning processes:

- Student Profile Analysis is done by IQAC
- Feedback form is sent to the departments for further action
- Feedback form is obtained from Students through a structured questionnaire
- Departmental Committee analyses/monitors the Teaching & learning process.
- Timetable and workload assessment of teachers carried out to monitor the teaching/learning processes
- IQAC contributes Popular Lecture were serially organized

2.13 Initiatives undertaken towards faculty development

<i>Faculty / Staff Development Programmes</i>	<i>Number of faculty benefitted</i>
Refresher courses	16
UGC – Faculty Improvement Programme	
HRD programmes	
Orientation programmes	3
Faculty exchange programme	
Staff training conducted by the university	136
Staff training conducted by other institutions	56
Summer / Winter schools, Workshops, etc.	25
Others	96

2.14 Details of Administrative and Technical staff

Category	Number of Permanent Employees	Number of Vacant Positions	Number of permanent positions filled during the Year	Number of positions filled temporarily
Administrative Staff	101	45	--	39
Technical Staff	68	25	--	11

Criterion – III

3. Research, Consultancy and Extension

3.1 Initiatives of the IQAC in Sensitizing/Promoting Research Climate in the institution

- Scopus indexed publications
- List of journals with impact factor sent to departments
- Sensitisation of staff on Research funding
- Orientation programme for newly recruited teaching staff

3.2 Details regarding major projects

	Completed	Ongoing	Sanctioned	Submitted
Number	12	43	4	69
Outlay in Rs. Lakhs	189.77 lakhs	624.08 lakhs	51.62 lakhs	278.61 lakhs

3.3 Details regarding minor projects

	Completed	Ongoing	Sanctioned	Submitted
Number	8	1	-	2
Outlay in Rs. Lakhs	9.31 lakhs	1.34 lakhs	-	3.60 lakhs

3.4 Details on research publications

	International	National	Others
Peer Review Journals	199	57	52
Non-Peer Review Journals	160	6	20
e-Journals	-	-	-
Conference proceedings	85	72	10

3.5 Details on Impact factor of publications:

Range

Average

h-index

Nos. in SCOPUS

3.6 Research funds sanctioned and received from various funding agencies, industry and other organisations

Sl. No.	Nature of the Project	Name of the Project Holder & Department	Duration Year	Name of the funding Agency	Total grant sanctioned	Funds Received during the year under report
	Major projects					
1.	Export Potential in Rural Economy with Special Reference to Agriculture: A Case Study of Dindigul District in Tamil Nadu	Dr.S.Nehru	01.07.2013 to 30.06.2015	ICSSR, New Delhi	7,00,000.00	2,80,000.00
2.	NBHM Library Grant	Head, Dept. of Maths.	Yearly Basis	Dept. of Atomic Energy, Mumbai	3,80,000.00	---
3.	Fractal analysis of brain tumour detection and growth estimation	Dr.R.Uthayakumar	01.04.2013 to 30.06.2016	UGC, New Delhi	5,74,300.00	5,74,300.00
4.	BSR-Research Start-up Grant	Dr.G.Nagamani	29.01.2013 to 28.01.2015	UGC, New Delhi	6,00,000.00	---
5.	Studies on Stability and Bifurcation Analysis of	Dr.P.Balasubramaniam	01.04.2012 to	DAE, Mumbai	10,11,500.00	3,79,785.00

	Dynamical Systems		31.03.2015			
6.	Mathematical modelling for optimizing the inventory costs in a stochastic recycling environment with trade credit and service level constraint	Dr.R.Uthayakumar	30.01. 2014 to 29.01. 2015	Dept.of Atomic Energy,Mumbai	9,84,000.00	9,84,000.00
7.	A thoretical study on existence and controllability properties of abstract mathematical model of stochastic partial differential equation	Dr.P.Muthukumar	30.01. 2014 to 29.01. 2015	Dept. of Atomic Energy,Mumbai	9,37,500.00	9,37,500.00
8.	Existence, Controllability and Stability Analyses of Fractional Semilinear Differential Inclusions	Dr.P.Balasubramaniam	01.10.2013 to 30.09.2016	CSIR, New Delhi	3,30,000.00	---
9.	UGC SAP - DRS	Dr.N.S.Nagarajan	2009-2015	UGC, New Delhi	36,25,000.00	---
10.	Functionalized gold, silver and semiconductor nanoparticles as fluorescent sensors for the determination of toxic chemicals	Dr.S.Abraham John	01.04.2013 to 31.03.2016	UGC, New Delhi	4,21,800.00	4,21,800.00
11.	Design,Synthesis and aggregation studies of cyanoacrylic acid-Thiophene linked porphyrin sensitizers for dye sensitized solar cells	Dr.P.Kalimuthu	17.07.2012 to 16.07.2015	SERB, New Delhi	25,88,000.00	2,50,000.00
12.	Molecular design and synthesis of push-pull type perlene dyes for dye sensitized solar cells	Dr.P.Kalimuthu	01.07.2012 to 30.06.2015	UGC , New Delhi	7,82,800.00	---
13.	BSR-Research Start-up Grant	Dr.M.Seenivasaperumal	29.01.2013 to 28.01.2015	UGC, New Delhi	6,00,000.00	---
14.	Synthesis and stereo chemical studies of 6-hydroxy -4,8,9,10 - tetraphenyl - 1,3 diazaadamantanes and 6-amino - 4,8,9,10-tetraphenyl-1,3 diazaadamantanes	Dr.M.Sundaravadivelu	01.04.2013 to 31.03.2016	UGC, New Delhi	9,35,800.00	5,09,300.00
15.	Development of Sol-Gel Derived Organosilicate Hybrid Coatings Preloaded with Organic Corrosin Inhibitor for Metallic Substrates"	Dr.M.G.Sethuraman	01.04.2012 to 31.03.2015	DAE, Mumbai	23,68,500.00	2,55,691.00
16.	Development and characterization of rare earth doped glasses for white light applications	Dr.K.Marimuthu	01.07.2012 to 30.06.2015	UGC, New Delhi	11,29,300.00	---
17.	Structural,Optical and	Dr.K.Marimuthu	01.04.2012	DAE, Mumbai	22,10,250.00	

	Energy transfer studies of RE3+ ions in oxyfluoride Glasses for the Development of Luminescent devices		to 31.03.2015			---
18.	Study on the coulomb interaction of double acceptors in magnetic semiconductor nanostructured systems	Dr.K.Jayakumar	01.04.2013 to 31.03.2016	UGC, New Delhi	10,96,800.00	7,87,800.00
19.	Synthesis and characterization of nanopiezoelectric material for vibration sensor applications	Dr.K.Jayakumar	Dec-2013 to Dec-2016	ISRO, Bangalore	10,02,000.00	10,02,000.00
20.	Some Investigations on the excitation states in semiconductor nanostructured systems	Dr.P.Nithiananthi	16.12.2013 to 15.12.2016	DST-SERB, New Delhi	6,40,000.00	6,40,000.00
21.	Prevalence of Respiratory Disorders among workers in Textile Industries and Developing protective Measures	Dr.R.I.Sathya	07.07.2012 to 30.06.2015	UGC, New Delhi	7,12,500.00	---
22.	Prevalence of obesity and metabolic syndrome in the rural adult population: A diagnostic study for intervention and prevention	Dr.S.S.Vijayanchali	01.07.2012 to 30.06.2015	UGC, New Delhi	7,21,800.00	---
23.	Reproductive ecology and conservation of Gareiniaimbertyboud and garciniatravancoriaBedd: an endemic and endangered tree species from	Dr.R.Ramasubbu	01.04.2013 to 31.03.2016	UGC, New Delhi	8,65,800.00	5,14,300.00
24.	Studies on population dynamics, in vitro propagation and conservation of three endemic and endangered trees of Western Ghats	Dr.R.Ramasubbu	09.12.2013 to 08.12.2016	DST-SERB, New Delhi	12,00,000.00	12,00,000.00
25.	Trust based authentication mechanism for mobile ad hoc network	Dr.Sivagurunathan	01.04.2013 to 31.03.2016	UGC, New Delhi	5,77,000.00	4,17,000.00
26.	Granular computing approach for mri brain image segmentation	Dr.N.Senthilkumaran	01.04.2013 to 31.03.2016	UGC, New Delhi	6,20,500.00	4,85,500.00
27.	Malady-Remedy analysis of stabilized MUD Blocks based structures with a focus on development of Affordable Hazard-Resistant housing Strategies	Dr.K.Mahendran	01.04.2013 to 31.03.2016	UGC, New Delhi	11,21,800.00	6,65,300.00
28.	M.Sc. Applied Geology	Dr.B.Gurugnanam	01.04.2013	UGC, New		

	&Geomatics		to 31.03.2018	Delhi	57,50,000.00	40,50,000.00
29.	Hill-GIS (High Resolution Digital Satellite Data based Resource Information System, Geohazards and mitigation studies based on GIS technologies at Kolli Hills, Tamilnadu India)	Dr.B.Gurugnanam	01.04.2013 to 31.03.2016	CSIR, New Delhi	10,64,000.00	10,64,000.00
30.	Nila-GIS(Landslide inventory and generation of morphological database using geospatial technologies for Nilgiri area)	Dr.B.Gurugnanam	06.05.2013 to 05.05.2016	DST, New Delhi	1,724,400.00	5,56,400.00
31.	Computational fluid dynamics studies on cost effective & Energy efficient building desing	Dr.V.Kirubakaran	01.04.2013 to 31.03.2016	UGC, New Delhi	5,54,100.00	5,33,600.00
32.	Development of functional dairy products and their impacts of Human Health	Dr.M.Seethalakshmi	01.07.2012 to 30.06.2015	UGC, New Delhi	8,10,000.00	---
33.	A Study on the Role of PACS in Ensuring Access to International Credit to Rural Women through SHGs in Tamilnadu	Dr.K.Ravichandran	01.02.2014 to 31.01.2016	ICSSR, New Delhi	3,60,000.00	3,60,000.00
34.	Livelihoods of Coastal Fisherfolk: An Excluded Group in Tamilnadu	Dr.C.Ramanujam	01.04.2013 to 31.03.2015	UGC, New Delhi	7,32,600.00	4,24,600.00
35.	An analytical study of health status among the arunthatiyars in TN: A Vulnerable case of social exclusion	Dr.Anjuli Chandra	01.04.2013 to 31.03.2016	UGC, New Delhi	6,75,600.00	4,22,600.00
36.	SIRD Project (MGNREGS)	Dr.G.Palanithurai	06.02.2014	SIRD Kottarakara	54,00,000.00	
37.	DBT "Development of Cost Metal Nanoparticles"	Dr.S.Abraham John	12.06.2014 to 11.06.2017	DBT Min.of Sci. & Tech.	16,50,000.00	2,43,406.00
38.	ICSSR – "Addressing the Educational by the Teachers	"Dr.K.S. Pushpa	02.07.2014 to 02.07.2016	ICSSR	4,44,000.00	1,15,772.00
39.	DAE-BRNSS-"Microwave Assisted Characterization	Dr.G.Muralidharan	10.09.2014 to 10.09.2017	DAE-BRNS	"24,50,900.00	16,89,376.00
40.	CSIR – "Development of New OIL-In-WaterEmulsion"	Sr.S.Meenakshi	01.01.2015 to 31.12.2018	CSIR	6,17,000.00	5,75,680.00
	Minor Projects					
41.	Impact of Rural Housing Programmes implemented	Dr.K.Mahendran	six moths	State Planning Commission	1,34,389.00	1,34,389.00

	(CMSPGHS, IAY) in addressing Rural Poverty and Women Empowerment"			Chennai		
	Industry sponsored	-	-	-	-	
	Projects sponsored by the University/ College	-	-	-	-	
	Students research projects (other than compulsory by the University)	-	-	-	-	
	Any other(Specify)	-	-	-	-	
	Total				5,11,03,939.00	2,04,74,099.00

3.7 No. of books published i) With ISBN No. Chapters in Edited Books

ii) Without ISBN No.

3.8 No. of University Departments receiving funds from

UGC-SAP	<input type="text" value="3"/>	CAS	<input type="text" value="-"/>	DST-FIST	<input type="text" value="2"/>
DPE	<input type="text" value="-"/>			DBT Scheme/funds	<input type="text" value="-"/>

3.9 For colleges	Autonomy	<input type="text" value="-"/>	CPE	<input type="text" value="-"/>	DBT Star Scheme	<input type="text" value="-"/>
	INSPIRE	<input type="text" value="-"/>	CE	<input type="text" value="-"/>	Any Other (specify)	<input type="text" value="-"/>

3.10 Revenue generated through consultancy

3.11 No. of conferences organized by the Institution

Level	International	National	State	University	College
Number	8	17	8	4	-
Sponsoring agencies	Forum of Tamil Research, UGC, GRI, NABARD, Canarabank	UGC, DST, ICSSR, GRI, Royal Society of Chemistry, South India section, etc.	Bharathi Fellowship Program, Agilent Technologies	GRI, Gandhi-King Centre	-

3.12 No. of faculty served as experts, chairpersons or resource persons

3.13 No. of collaborations International National Any other

3.14 No. of linkages created during this year

3.15 Total budget for research for current year in lakhs :

From Funding agency Management of University/College
 Total

3.16 No. of patents received this year

Type of Patent		Number
National	Applied	1
	Granted	1
International	Applied	-
	Granted	-
Commercialised	Applied	-
	Granted	-

3.17 No. of research awards/ recognitions received by faculty and research fellows Of the institute in the year

Total	International	National	State	University	Dist	College
26	10	12	2	2	-	-

3.18 No. of faculty from the Institution who are Ph. D. Guides

and students registered under them

3.19 No. of Ph.D. awarded by faculty from the Institution

3.20 No. of Research scholars receiving the Fellowships (Newly enrolled + existing ones)

JRF SRF Project Fellows Any other

3.21 No. of students Participated in NSS events:

University level State level
National level International level

3.22 No. of students participated in NCC events: **Not Applicable**

University level State level
National level International level

3.23 No. of Awards won in NSS:

University level State level
National level International level

3.24 No. of Awards won in NCC: **Not Applicable**

University level State level
National level International level

3.25 No. of Extension activities organized

University forum College forum
NCC NSS Any other

3.26 Major Activities during the year in the sphere of extension activities and Institutional Social Responsibility

- Village Placement Programme in 26 Villages during December 2014 and January 2015
- Thirteen Balwadi Centres maintained by the Institute acts as communication centres for the villagers to get current information.
- Children of the Balwadi Centre are learning by doing physical exercises and mental exercises for the formation of good childhood behavior.
- Four gender sensitisation programmes were organized.
- 23 Awareness Programme on health were conducted for village women.

Criterion – IV

4. Infrastructure and Learning Resources

4.1 Details of increase in infrastructure facilities:

Facilities	Existing	Newly created	Source of Fund
Campus area	207 acre	-	UGC
Class rooms	89	-	
Laboratories	33	2	
Seminar Halls	26	-	
No. of important equipments purchased (≥ 1 -0 lakh) during the current year.	144	9	
Value of the equipment purchased during the year (Rs. in Lakhs)		50.20	
Others		773.48	

4.2 Computerization of administration and library

- Admission process has been made Computer-aided
- Examination section and Finance section have been computerized
- Issue of books and library stock management is computerized

4.3 Library services:

	Existing		Newly added		Total	
	No.	Value	No.	Value	No.	Value
Text Books	51,215	99,28,401	501	3,28,688	51,716	1,02,57,088.75
Reference Books	15,379	39,81,190	401	2,62,950	15,780	42,44,140.2
e-Books	-	-	2,000	-	2,000	-
Journals	2,077	16,53,945	277	2,89,301	2,354	19,43,246
e-Journals	28,640	2,00,00,000	5,728	40,00,000	34,368	2,40,00,000
Digital Database	23	42,000	-	-	23	42,000
DELNET *	-	68,500	-	11,500	-	80,000
Indiastat.com *	-	3,12,055	-	47,191	-	3,59,246
CD & Video	1,700	5,00,000	-	-	1,700	5,00,000
Others specify (General)	90,971	1,83,81,280	1,102	7,23,113	92,073	1,91,04,393
Book Total	1,57,565	3,22,90,870	2004	13,14,751	1,59,569	3,36,05,621
Grand Total		5,48,67,371		56,62,743		6,05,30,114

* Annual Membership Fee

4.4 Technology up gradation (overall)

	Total Computers	Computer Labs	Internet	Browsing Centres	Computer Centres	Office	Departments	Others
Existing	760	424	(RailTel and BSNL)	70	55	88	123	1) 2 Wi-Fi High range access points added 2) 28 Wi-Fi Low range access points added
Added	43	2	-	29	-	7	5	CCTV Surveillance systems
Total	803	426	(RailTel and BSNL)	99	55	95	128	1) 2 Wi-Fi High range access points added 2) 28 Wi-Fi Low range access points added 3) CCTV Surveillance systems

4.5 Computer, Internet access, training to teachers and students and any other programme for technology upgradation (Networking, e-Governance etc.)

- Wi-Fi connectivity extended by installing 22 midrange and 15 short range devices
- Networking in Textile lab established
- Intra mail connectivity strengthened
- Access to downloading of scientific articles expanded

4.6 Amount spent on maintenance in lakhs :

i) ICT	-
ii) Campus Infrastructure and facilities	76.15
iii) Equipments	15.21
iv) Others	17.35
Total :	108.71

Criterion – V

5. Student Support and Progression

5.1 Contribution of IQAC in enhancing awareness about Student Support Services

- Students were briefed on the support services available
- Orientation programme arranged had session on scholarships, library, computer facilities and etc.
- The Dean, Student welfare had meetings with the students and scholars explained the initiatives

5.2 Efforts made by the institution for tracking the progression

1. Through Alumini Association
2. Through Village Placement Programme
3. Through Social media
4. Through Student Association
5. Through Personal contact
6. Through Correspondence
7. Through Student clubs

5.3 (a) Total Number of students

UG	PG	Ph. D.	Others
1250	1015	676	563

(b) No. of students outside the state

97

(c) No. of international students

9

Men	No	%	Women	No	%
	1192	42.15%		1636	57.85%

Last Year (2013-14)						This Year (2014-15)					
General	SC	ST	OBC	Physically Challenged	Total	General	SC	ST	OBC	Physically Challenged	Total
52	744	46	1840	19	2682	68	757	67	1931	5	2828

Demand ratio

1.7

Dropout %

5%

5.4 Details of student support mechanism for coaching for competitive examinations (If any)

The Institute has a CentServ, funded by UGC to train students. Free Coaching class was organized to the students for competitive examination viz. Probationary officer, TNPSC-IV and II, Bank Examinations and etc.

No. of students beneficiaries

124

5.5 No. of students qualified in these examinations

NET	20	SLET	GA	2	CAT	2	-
IAS/IPS etc	-	State PSC	-	UPSC	-	Others	5

5.6 Details of student counselling and career guidance

- In the student time-table one hour is allotted for Gurukula meetings.
- Regular interaction with Gurus help the students very much.
- Teachers make themselves available even beyond the working hours and help the student.
- Many Career Guidance Programmes are organized by the Departments as well as by Student clubs.

No. of students benefitted

All

5.7 Details of campus placement

<i>On campus</i>			<i>Off Campus</i>
Number of Organizations Visited	Number of Students Participated	Number of Students Placed	Number of Students Placed
19	142	97	Exact details not available

5.8 Details of gender sensitization programmes

Date	Place	Number of Participants
07.07.14	Nanbarpuram	14 Women
20.12.14	Nadupatti	20 Women
21.01.15	Valayapatti	34 Women
23.02.15	Annanagar	17 Women

5.9 Students Activities

5.9.1 No. of students participated in Sports, Games and other events

State/ University level

116

National level

27

International level

17

No. of students participated in cultural events

State/ University level

40

National level

17

International level

-

5.9.2 No. of medals /awards won by students in Sports, Games and other events

Sports : State/ University level National level International level

Cultural: State/ University level National level International level

5.10 Scholarships and Financial Support

	Scholarship		Fellowship	
	Number of students	Amount	Number of students	Amount
Financial support from institution	4	1,42,440.00	37	84,57,089.00
Financial support from government	2,546	1,60,09,964.00	19	2,21,792.00
Financial support from other sources	-	-	-	-
Number of students who received International/ National recognitions	-	-	-	-

5.11 Student organised / initiatives

Fairs : State/ University level National level International level

Exhibition: State/ University level National level International level

5.12 No. of social initiatives undertaken by the students

5.13 Major grievances of students (if any) redressed:

1. Scholarships to the students
2. Course equivalence in TNPSC examinations
3. Library facilities in the departments

Criterion – VI

6. Governance, Leadership and Management

6.1 State the Vision and Mission of the institution

Vision

Promotion of a casteless and classless society through instruction, research and extension

Mission

Providing knowledge support to the rural sector to usher in a self-reliant, self-sufficient and self-governed society

6.2 Does the Institution has a management Information System

- MIS is being developed.

6.3 Quality improvement strategies adopted by the institution for each of the following:

6.3.1 Curriculum Development

- CBCS Workshop was conducted and the new regulations were framed.
- Major Electives, Skill Based Electives, Non-major Electives were introduced.
- BoS were conducted for all Departments.

6.3.2 Teaching and Learning

- Objectives of the Course were defined.
- Learning outcome for each course was designed.
- Specific objective of learning was clearly spelt out.
- Lecture schedule for each course coined.

6.3.3 Examination and Evaluation

- Decentralized examinations for PG.
- Departmental centralized evaluation in selected Departments.
- Provisional Certificates with photos issues.
- Degree awarded under Tatkal scheme.

6.3.4 Research and Development

- Number of Ph.Ds Completed is 58
- No. of Projects Sanctioned is 4
- Total financial outlay is Rs.51.62 lakhs
- Support facilities enhanced through plan funds

6.3.5 Library, ICT and physical infrastructure / instrumentation

- New annexure building for digital knowledge centre opened
- CC TV Surveillance security system
- Biometric attendance system
- Implemented RFID Technology
- 25 nos. Of new computers purchased for DKC
- One IBM server purchased for library automation
- New chairs purchased for DKC
- Regularly new books added to cater the user needs
- Regularly Journals subscribed for the benefit of students and faculty members

Budget Amount	Books purchased	Journals purchased	Amount for Journals
13,14,751	2004	277	2,89,301

6.3.6 Human Resource Management

- Nine new teaching staff and one non-teaching staff have been recruited
- 37 teachers have been promoted by CAS
- 32 non-teaching staff have been promoted
- 11 teachers were deputed for Refresher Course
- 14 teachers were permitted to go abroad
- 3 Grievance Redressal meetings were conducted to sort-out the problems of teaching and non-teaching and issued related to 32 staff were cleared.

6.3.7 Faculty and Staff recruitment

- 9 Teaching staff and 1 Non-teaching staff are recruited

6.3.8 Industry Interaction / Collaboration

MoU signed with CSR Department of NLC, Neyveli Skill Development, Training for PAPs.

6.3.9 Admission of Students

- Admission as per GoI norms
- Special drive for North east students
- Common counselling for UG admission
- Entrance Examination for Ph.D. admission

6.4 Welfare schemes for

Teaching	1) All the welfare schemes of GoI for Central Government Employees implemented in-toto 2) Incentive for promoting small family norms 3) Immediate relief to the family of our employee who dies while in service
Non teaching	1) All the welfare schemes of GoI for Central Government Employees implemented in-toto
Students	Group Insurance Policy

6.5 Total corpus fund generated

Rs.3,03,68,897/-

6.6 Whether annual financial audit has been done Yes

No

6.7 Whether Academic and Administrative Audit (AAA) has been done?

Audit Type	External		Internal	
	Yes/No	Agency	Yes/No	Authority
Academic	No		Yes	
Administrative	Yes		Yes	

6.8 Does the University/ Autonomous College declares results within 30 days?

For UG Programmes	Yes	<input checked="" type="checkbox"/>	No	<input type="checkbox"/>
For PG Programmes	Yes	<input checked="" type="checkbox"/>	No	<input type="checkbox"/>

6.9 What efforts are made by the University/ Autonomous College for Examination Reforms?

Existing rules of the Institute are revisited. The needed reforms are discussed in Heads of the Department meetings.

6.10 What efforts are made by the University to promote autonomy in the affiliated/constituent colleges?

- Not applicable

6.11 Activities and support from the Alumni Association

- The alumni of the Institution help the present students by offering advice for placements and projects.
- Alumni help the departments in the conduct of Symposia/student festivals
- Guest lectures are delivered on Current Trends in the industries by the Alumni
- In select departments alumni are involved as special invitees in BoS meetings.

6.12 Activities and support from the Parent – Teacher Association

- The Adult Continuing Education and Extension department, through Mother – Teacher Association, supports Balwadi activities in 13 villages
- The Institute is in constant touch with the stakeholders including the Parents during the outreach programmes and Village Placement Programmes
- The parents interact with teachers of the Department
 - initially during admission of their wards
 - during the programme
 - towards the end of the programme and
 - after graduation of their wards
- They share the
 - educational antecedents and ambitions of their wards initially
 - difficulties faced by their ward and / or suggestions of parents during the study period
 - Employment requirements and preferences of their ward, after completion of course

A small segment of students hail from nearby rural areas where our Faculty frequent for extension programmes. Parents of these wards provide the extension team with full cooperation and support in organizing village camps, conducting surveys and other activities

6.13 Development programmes for support staff

- Orientation Programmes
- Training Programmes
- Computer Awareness Programmes
- Sensitization Programme

6.14 Initiatives taken by the institution to make the campus eco-friendly

- Harzardous Waste Management
- Composting
- Energy Conservation
- Rainwater Harvesting
- Check dam and trench construction
- Popularization Measures
- Provision of Green cover
- E-Waste Management
- Shramdhan
- Eco Club

Criterion – VII

7. Innovations and Best Practices

7.1 Innovations introduced during this academic year which have created a positive impact on the functioning of the institution. Give details.

- Training given to the staff on e-content development
- Skill-based electives introduced
- Online payment of fees
- University website redesigned
- Monthly e-newsletter

7.2 Provide the Action Taken Report (ATR) based on the plan of action decided upon at the beginning of the year

- Administrative audit
- Introduction of M.Phil. Communication for Development
- 49 Conference /Seminars/Workshops/Training programmes have been conducted on various themes.

7.3 Give two Best Practices of the institution (*please see the format in the NAAC Self-study Manuals*)

1. Departmental Committee

i) Objectives

- a) To bring a qualitative change in the academic atmosphere by bringing the teacher and the taught closer to each other
- b) To review the academic performance of the students to effect a midcourse intervention in case of students with learning difficulties.
- c) To plan for the academic and extension activities

ii) The context

Due the paradigm shift in the educational scenario, it is imperative that the problems of the students are understood and addressed effectively. A platform in which students and teachers sitting together, reviewing the progress of the academic activities is the need of the hour.

iii) Practice

Against the above background, the concept of department committee is evolved wherein the teachers offering the various courses, and two students representatives from each class form a committee, of which a senior teacher from some other department will be the chairman. The committee is expected to meet twice in a semester with the first one being a diagnostic meeting and the second one will being a therapeutic one. The committee will discuss the coverage of syllabus, performance of the students and difficulties faced by the students, besides analysing the need and wishes of the students.

iv) Evidence of success

The concept of departmental committee has brought to light the difficulties faced by the students and the facilities required by them. The teachers and students are able to understand each other, which results in the creation of classroom climate.

v) Problems encountered and resources required

The department meeting genuinely list out the various infrastructure and support facility needed for staff and students. But since GRI being fully funded institute, due to various reasons adequate financial resources could not be generated. Immediate needs of the students also could not be addressed if they involve huge financial commitment.

To conclude the department committee meeting serve as a right forum to create excellent academic ambience in the institute.

2. Friday Inter-Religious Prayer

Objectives:

1. To bring religious tolerance in the minds of students and staff
2. To bring about communal unity among the members of Gandhigram Community
3. To make students learn to respect sentiments of others
4. To congregate every week to discuss the activities and achievements of staff and students

Context:

In the recent years it has become a common thing to note that the religious and communal divides do not spare even educational institutions. Efforts are being taken all over the country to foster unity among the people of various religions and communities. In this context, efforts are being augmented to inculcate the strength of communal unity and harmony in the younger minds.

Practice:

Gandhigram Rural Institute, being an institution based on Gandhian ideals, practices the Mahatma Gandhi's concept of inter-religious prayer. Students and Staff of the institute assemble at the auditorium every Friday after the classes are over. Songs and Quotes from various religions form the major portion of the prayer. A brief account of the activities of various departments in the preceding week is presented. The prayer is conducted every week by rotation among the departments. Often experts and visitors to Gandhigram Rural Institute address the staff and students. Usually the prayer ends with Ram Dhun. The Friday evening prayer meeting not only serves the purpose of community prayer but also serves as a platform to get to know the happenings in the campus.

Evidence of Success:

Gandhigram Rural Institute providing a value based education, has been practicing this Friday community prayer from the inception. Visitors and experts coming to Gandhigram Rural Institute are lured by the sight of entire Gandhigram community assembling in one place.

Problems Encountered and Resources Required:

Since the institute has grown over the years, it has become difficult to collect all the happenings and bring it to the notice of staff and students.

To conclude, the Friday inter-religious prayer serves as a right forum to create the right ambience for imparting the value based education.

**Provide the details in annexure (annexure need to be numbered as i, ii,iii)*

7.4 Contribution to environmental awareness / protection

- Importance of Rainwater Harvesting was explained to the villagers
- Save water-wave life campaign was launched during VPP.
- Save fuel campaign was carried out
- Eco-friendly practices were explained to the students

7.5 Whether environmental audit was conducted?

Yes

No

7.6 Any other relevant information the institution wishes to add. (for example SWOT Analysis)


- The institute has revised the recruitment rules for non-teaching staff
- CBCS is being revamped
- Facility for e-journals enhanced.
- SWOC analysis
- Administrative Audit was conducted

8. Plans of institution for next year

Vision documents to be made ready


- Revised CBCS regulations to be implemented
- BVOC programme to be started
- M.Phil. in Computer Science to be started
- Gender audit to be undertaken
- Re-accreditation exercise
- Examinations reforms
- Cauvery drinking water scheme
- Hostel expansion
- On-line feedback
- MIS

Name: Dr.M.G.Sethuraman



Signature of the Director, IQAC

Name: Dr.S.Natarajan



Signature of the Chairperson, IQAC
